

**COUNCIL STUDY SESSION  
MEETING**

City Hall Council Chambers  
April 27, 2026

**AGENDA**



- 
- 1. Call to Order - 6:00 p.m.**
  - 2. Council Miscellaneous Discussion Items**
  - 3. City Manager Miscellaneous Discussion Items**
    - a. Cannabis Registration Lottery
    - b. Police Department Annual Report  
*- Motion to accept the presentation*
  - 4. Adjournment**

## Council Regular Meeting

**DATE:** 4/27/2026  
**TO:** Council Study Session  
**FROM:** Garrett Flesland, Chief of Police  
**THROUGH:** Daren Nyquist, Interim City Manager  
**BY:** Garrett Flesland, Chief of Police  
**SUBJECT:** Police Department Annual Report

**Requested Council Action:**

- *Motion to accept the presentation*

**Background:**

Annual report of 2025 crime data and general trends

**Budget Issues:**

**Inclusive Community Engagement:**

**Antiracist/Equity Policy Effect:**

**Strategic Priorities and Values:**

**ATTACHMENTS:**

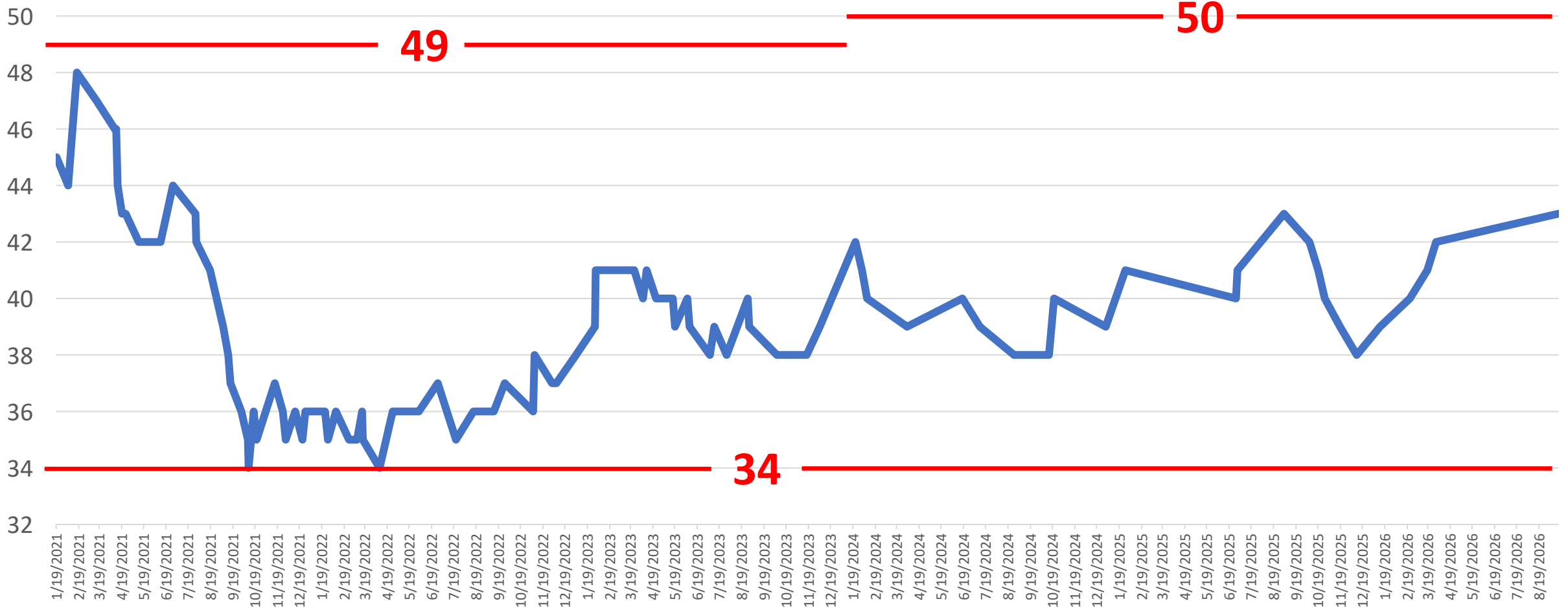
1. Annual PD Report for Council for 2025



# 2025 Annual Report



# Number of Sworn Staff: 2021 - 2026



# Staffing

In 2025:

- 5 licensed peace officers hired
- 6 licensed peace officers retired / resigned / separated

In 2026 (so far) regarding licensed peace officers:

- 4 officers hired
- 1 more planned in Sept
- Currently backgrounding 2 additional candidates
- Have 4 more applicants to invite to next set of interviews following additional hiring process

**Current LELS 82:** 5 Vacancies (accounting for already planned 2026 hires)

- Street Crimes Unit Officers
- Henn. Co. Violent Offender Task Force (VOTF) Officer
- Detective Trainee
- School Resource Officer

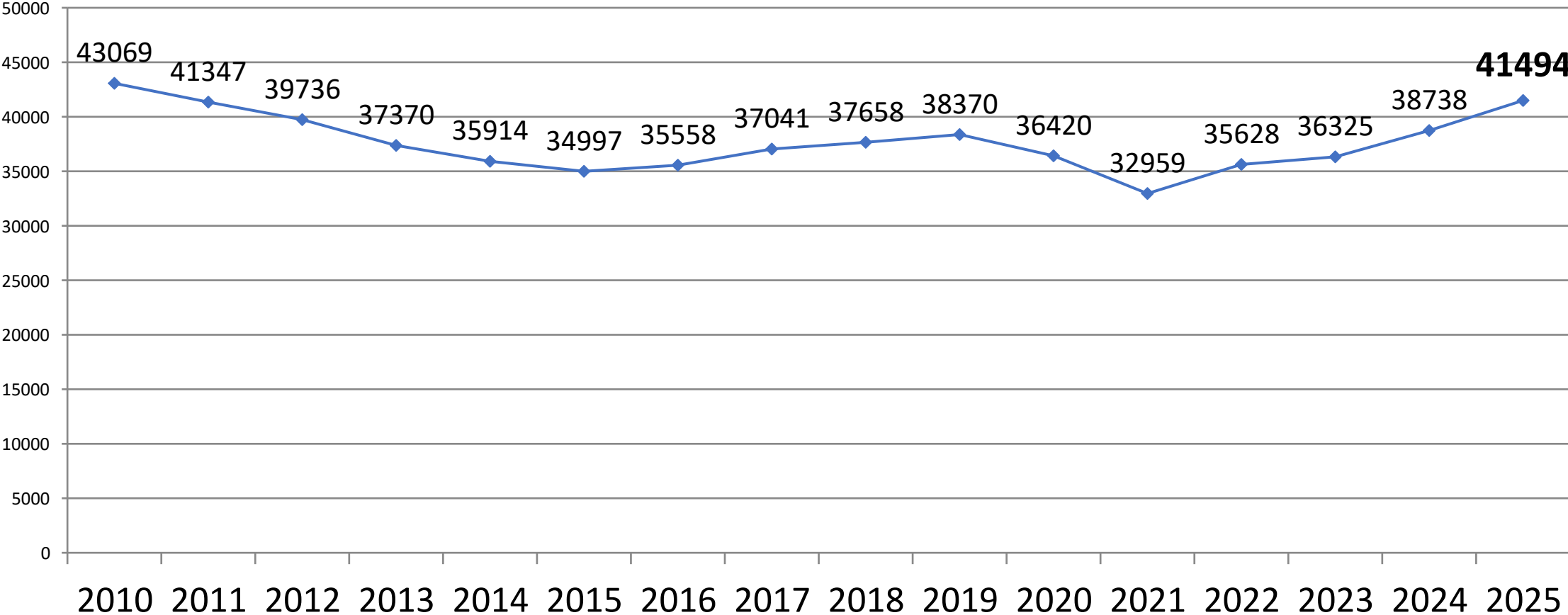
**Current LELS 86:** 2 Sergeant Vacancies

**Current LELS 512 & 520:** Fully Staffed

**Current Community Service Officers:** 2026 budget reduced by approx. 22%; currently have 3 CSOs plus 0 Cadets



# Calls for Service by Year: 2010 – 2025

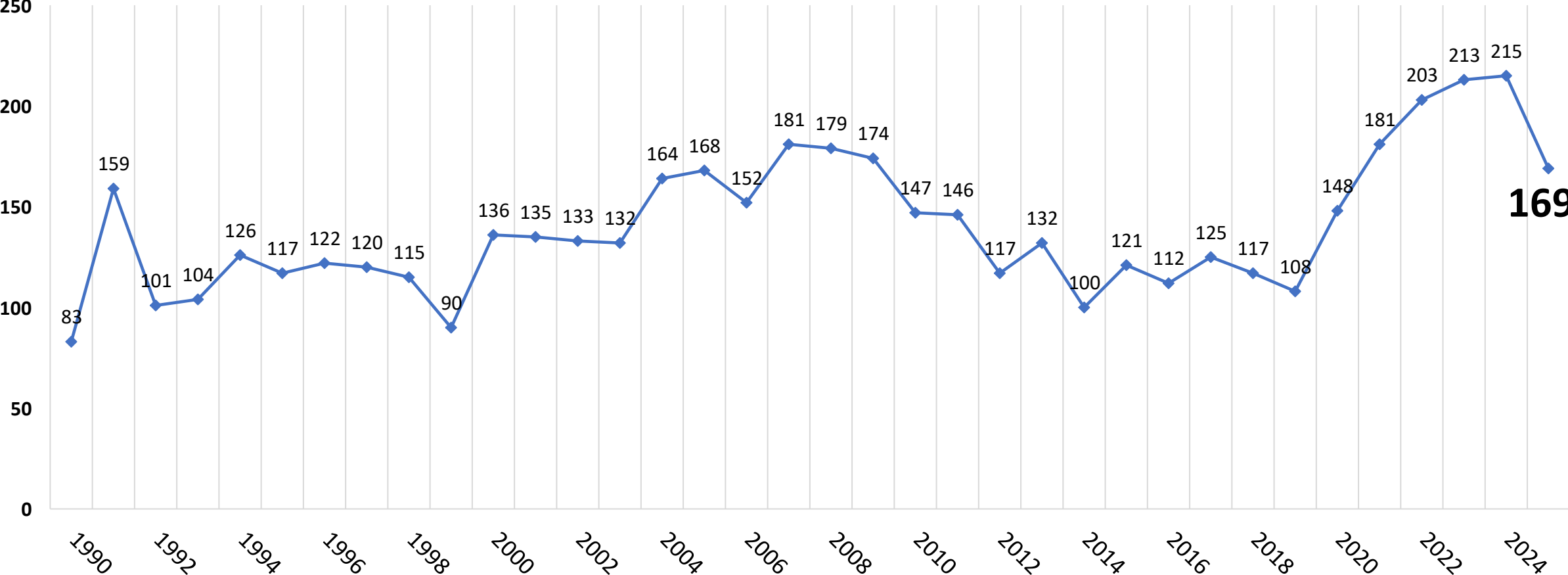


# Part 1 and 2 Crime Comparison 2025 – 2023

CRIME TYPE	2025	2024	% change	2025	2023	% change
HOMICIDE	0	2	-100.0%	0	5	-100.0%
RAPE	35	33	6.1%	35	28	25.0%
ROBBERY	46	70	-34.3%	46	75	-38.7%
AGG ASSAULT	88	110	-20.0%	88	105	-16.2%
<b>TOTAL VIOLENT CRIME</b>	<b>169</b>	<b>215</b>	<b>-21.4%</b>	<b>169</b>	<b>213</b>	<b>-20.7%</b>
BURGLARY	80	112	-28.6%	80	94	-14.9%
THEFT	715	559	27.9%	715	500	43.0%
THEFT VEHICLE	116	235	-50.6%	116	243	-52.3%
ARSON	0	2	-100.0%	0	7	-100.0%
<b>TOTAL SERIOUS CRIME</b>	<b>911</b>	<b>908</b>	<b>0.3%</b>	<b>911</b>	<b>844</b>	<b>7.9%</b>
<b>TOTAL PART 1 CRIME</b>	<b>1080</b>	<b>1123</b>	<b>-3.8%</b>	<b>1080</b>	<b>1057</b>	<b>2.2%</b>
KIDNAPPING	4	6	-33.3%	4	10	-60.0%
OTHER ASSAULT	354	330	7.3%	354	173	104.6%
FORGERY	29	29	0.0%	29	39	-25.6%
FRAUD	124	130	-4.6%	124	105	18.1%
STOLEN PROPERTY	47	53	-11.3%	47	48	-2.1%
CRIMINAL DAMAGE PROPERTY	239	300	-20.3%	239	295	-19.0%
WEAPONS	76	56	35.7%	76	67	13.4%
PROSTITUTION	2	0	n/a	2	0	n/a
SEX OFFENCES	52	24	116.7%	52	25	108.0%
DRUG VIOLATIONS	87	60	45.0%	87	74	17.6%
DUI	151	151	0.0%	151	86	75.6%
LIQUOR	11	17	-35.3%	11	9	22.2%
DISORDERLY CONDUCT	71	56	26.8%	71	46	54.3%
<b>TOTAL PART 2 CRIME</b>	<b>1247</b>	<b>1212</b>	<b>2.9%</b>	<b>1243</b>	<b>977</b>	<b>27.2%</b>
<b>TOTAL PART 1 &amp; 2 CRIME</b>	<b>2327</b>	<b>2335</b>	<b>-0.3%</b>	<b>2323</b>	<b>2034</b>	<b>14.2%</b>



# Total Violent Crime by Year: 1990 – 2025

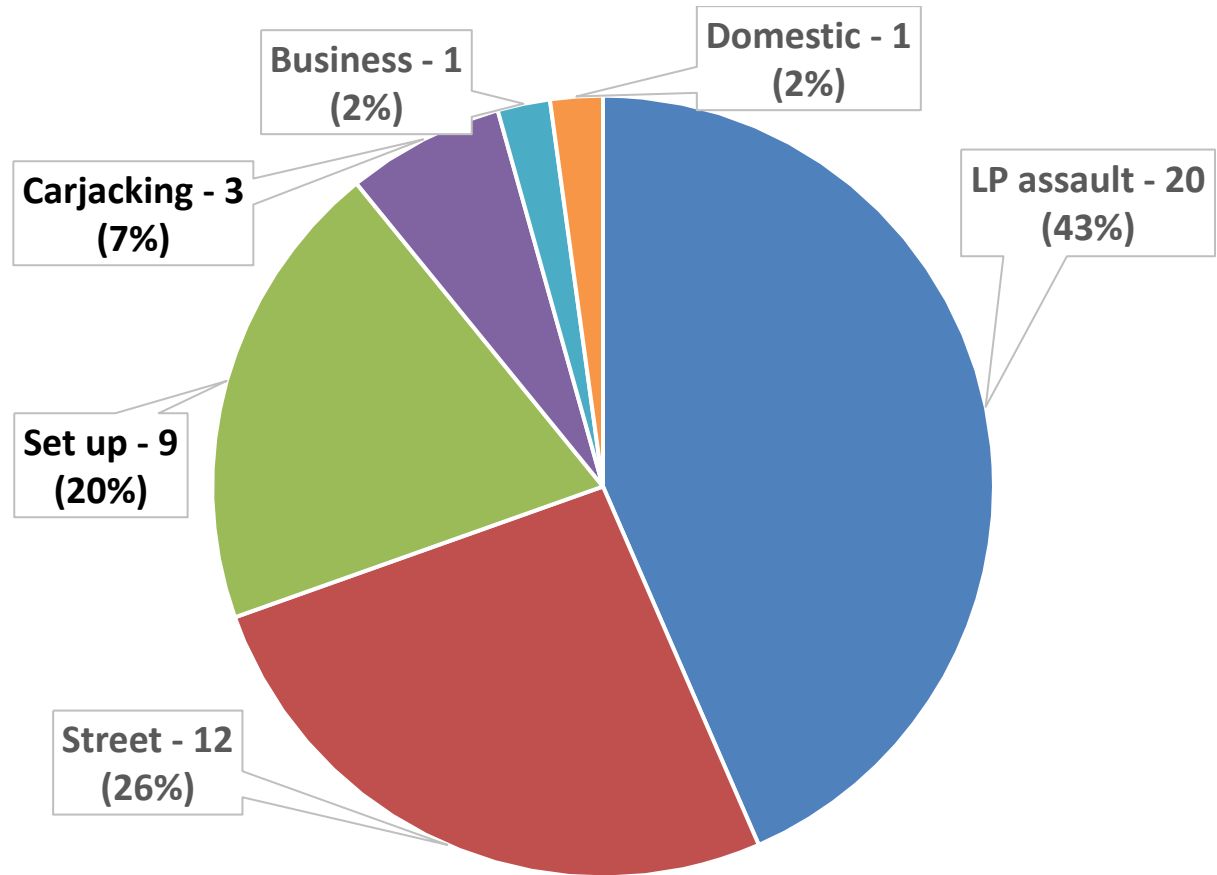


# Gun Violence: 2025 - 2022

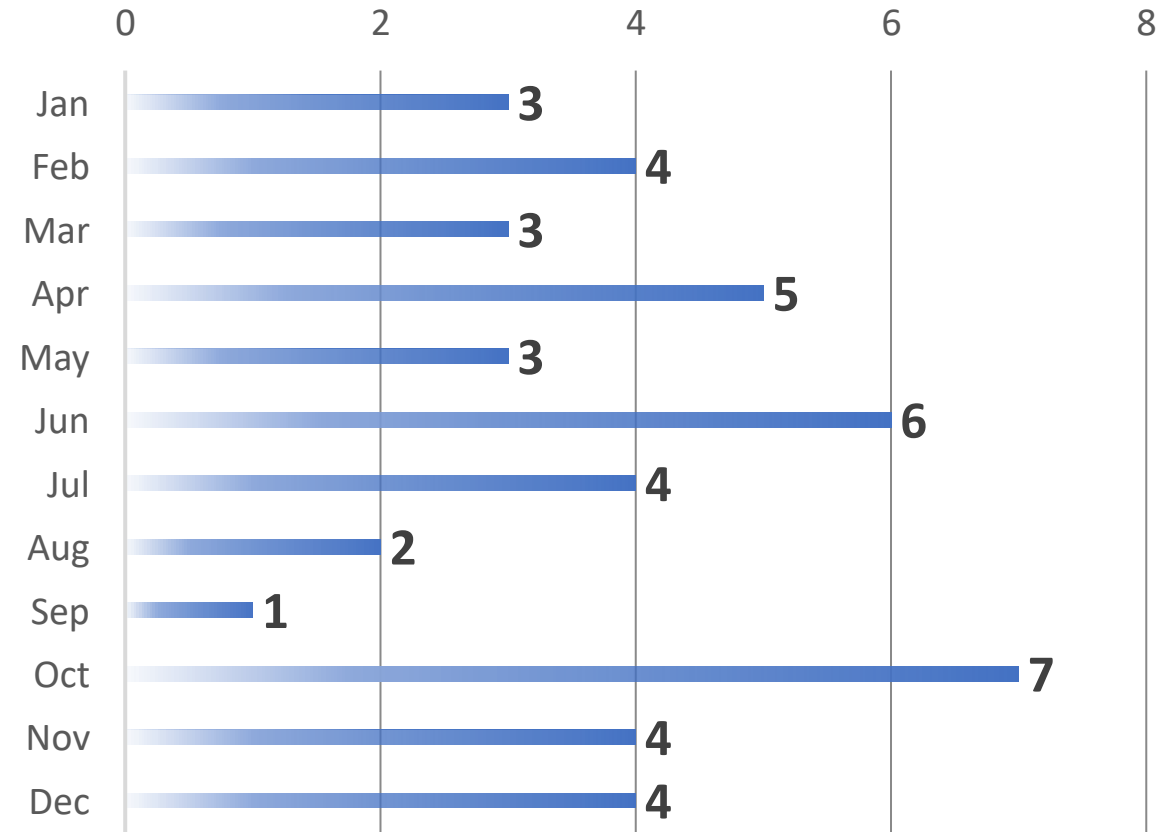
	2025	2024	% Change	2025	2023	% Change	2025	2022	% Change
Victims killed by gunfire	0	0	n/a	0	4	-100.0%	0	1	-100.0%
Victims injured by gunfire	5	6	-16.7%	5	10	-50.0%	5	15	-66.7%
Property damage due to shooting incidents	9	18	-50.0%	9	22	-59.1%	9	15	-40.0%
Shots fired incidents – no damage or injuries	8	13	-38.5%	8	12	-33.3%	8	20	-60.0%
Total verified shooting incidents	22	37	-40.5%	22	48	-54.2%	22	51	-56.9%
Total shots heard calls	68	87	-21.8%	68	99	-31.3%	68	165	-58.8%
Weapons recovered	73	63	15.9%	73	74	-1.4%	73	110	-33.6%



# Robbery – 2025



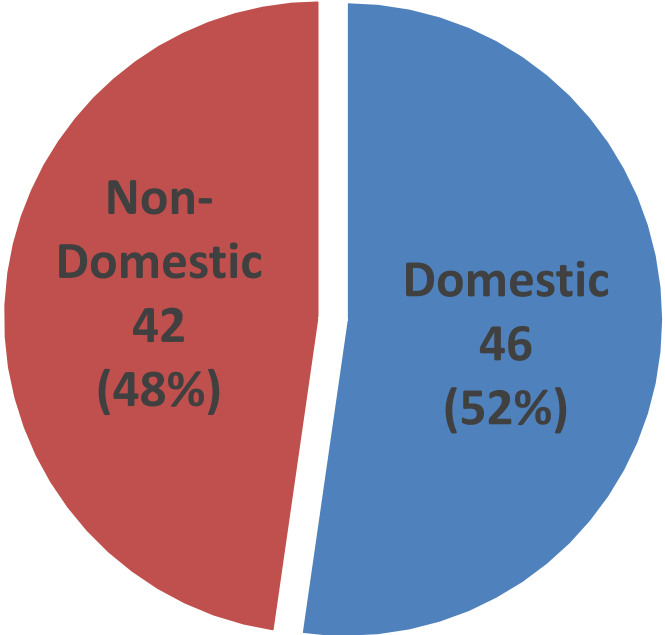
ROBBERIES BY MONTH



**NOTE:** Assault of Loss Prevention during a theft accounted for the most type of robberies for the first time, up 33% from 2024.

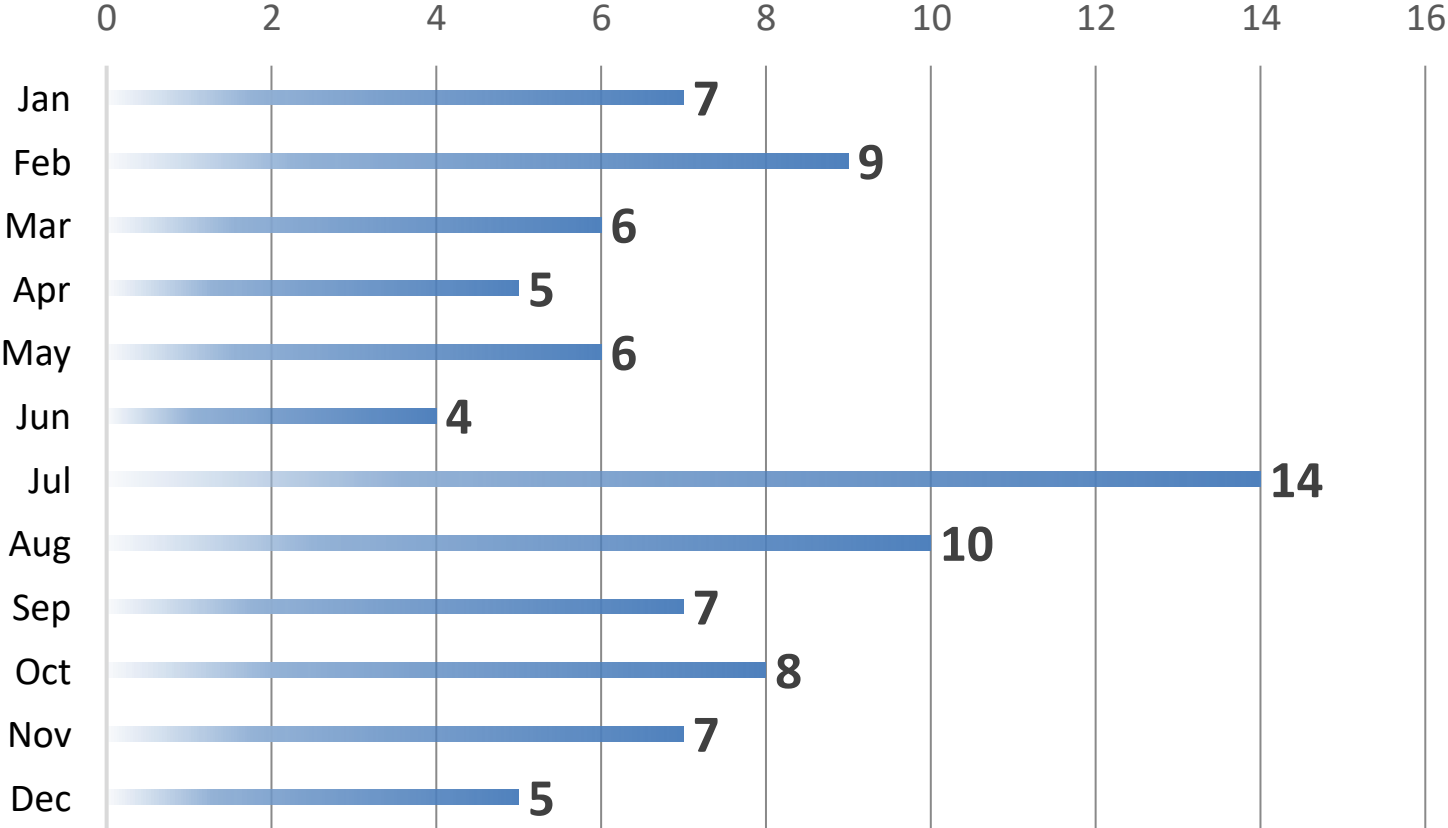


# Aggravated Assault – 2025

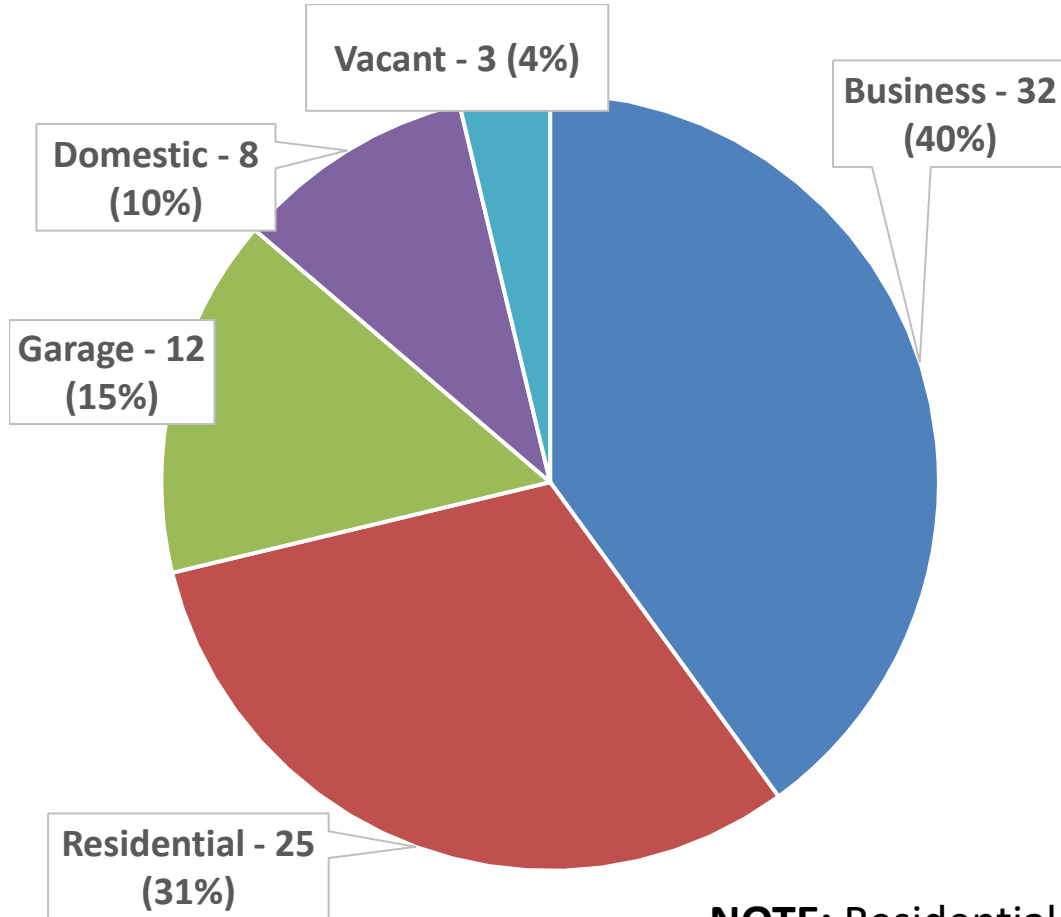


**NOTE:** Non-domestic aggravated assaults decreased by 30% in 2025

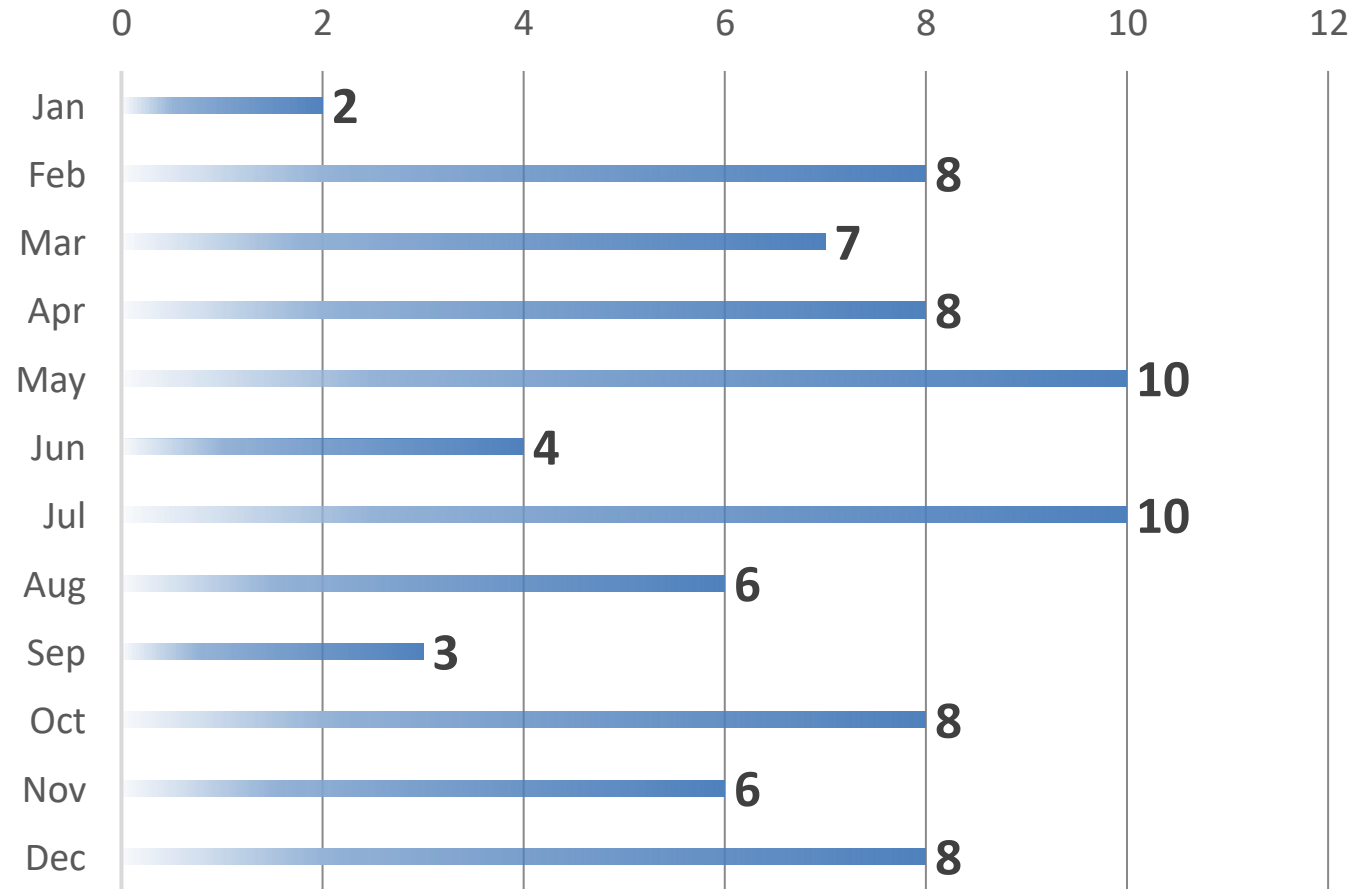
AGGRAVATED ASSAULTS BY MONTH



# Burglary – 2025



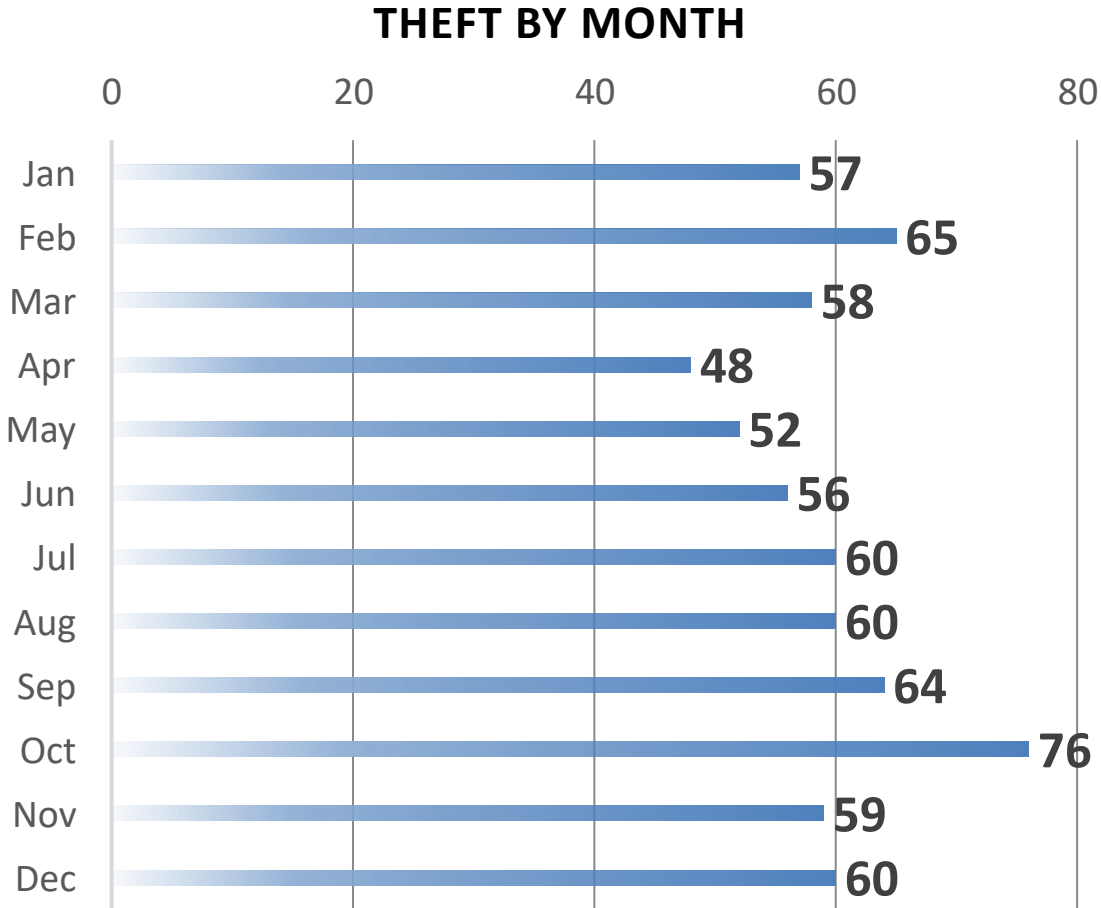
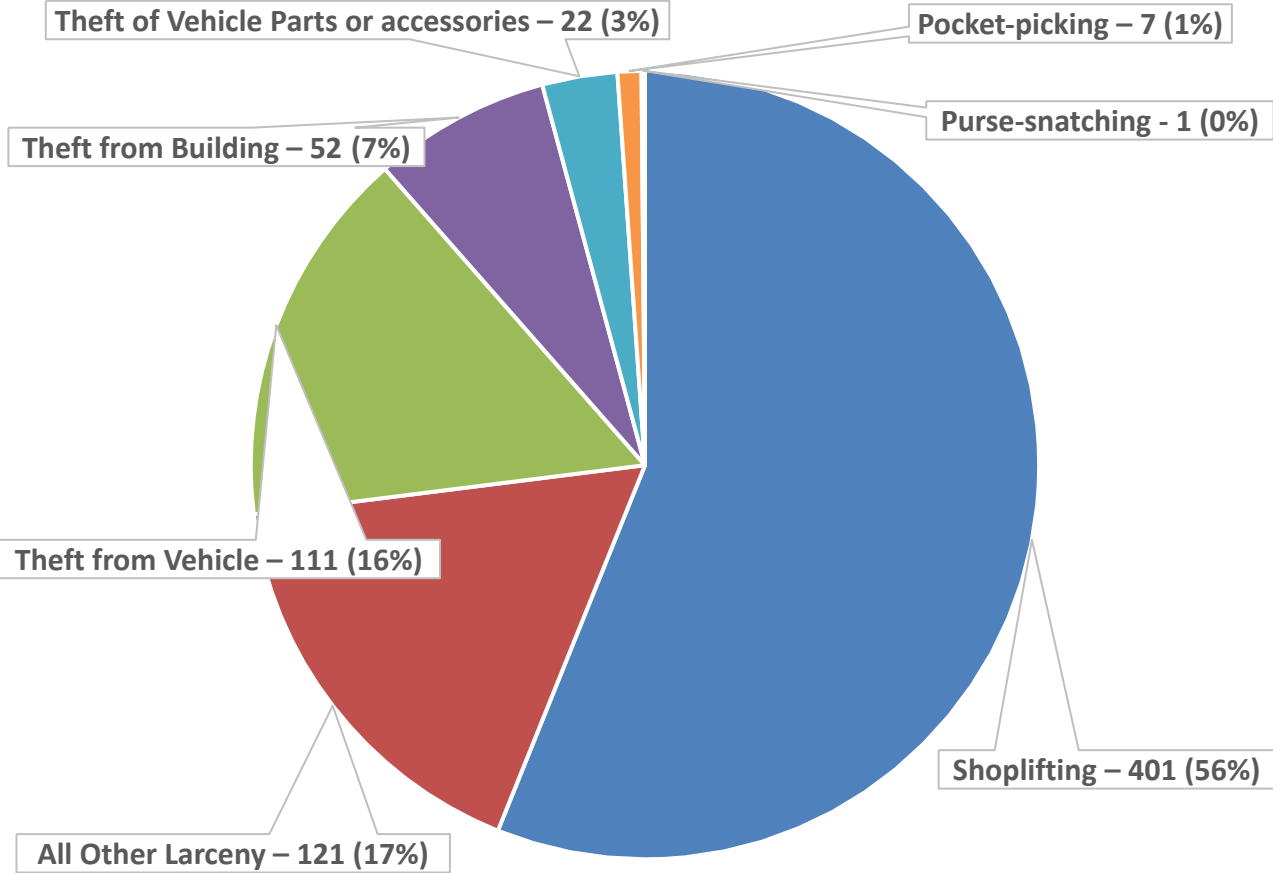
## BURGLARIES BY MONTH



**NOTE:** Residential burglaries were *down* 52% from 2024.



# Theft – 2025



**NOTE:** Shoplifting continues to rise; up 57% from 2024 and up 143% from 2023.

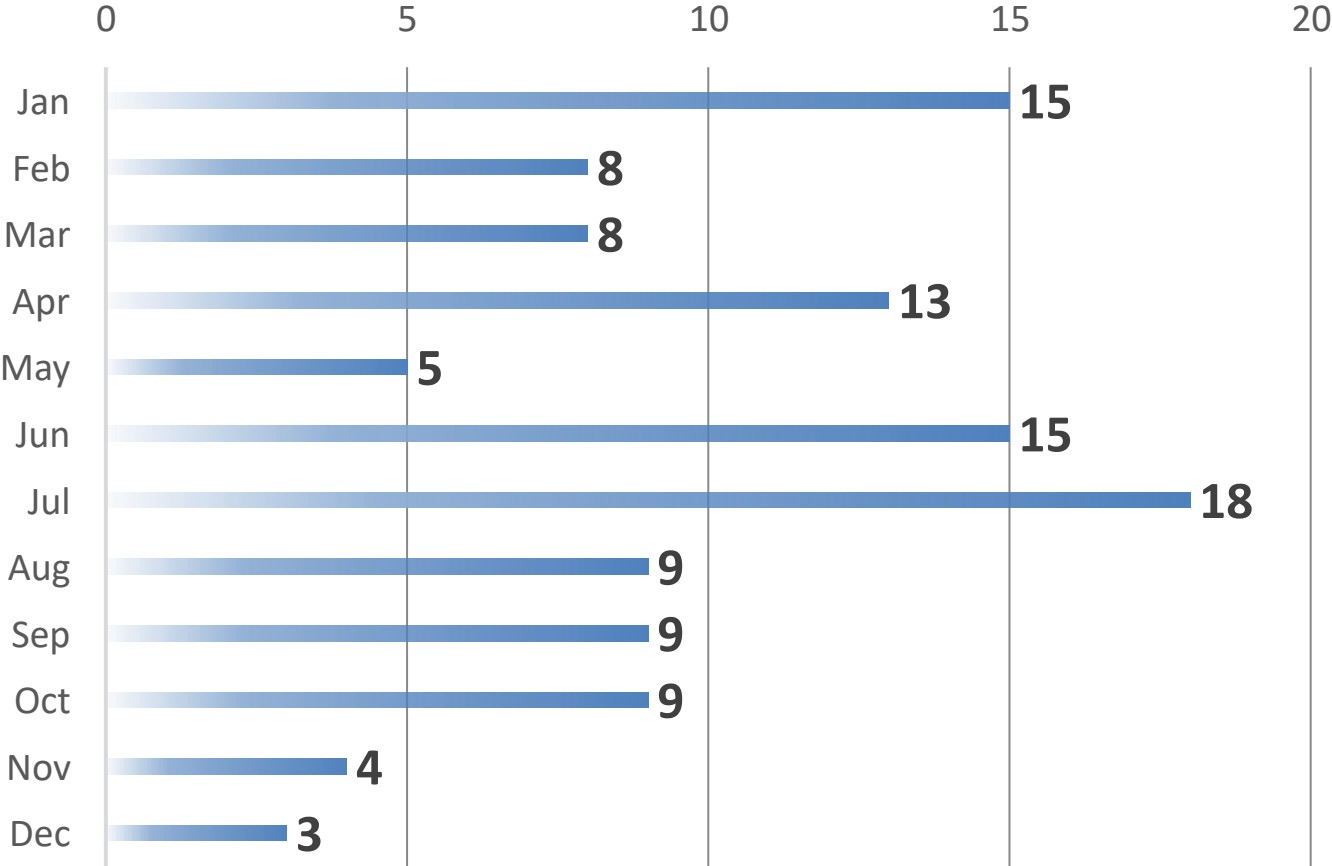


# Vehicle Theft in 2025

## Top 10 Vehicle Thefts by Make

Make	Count
Hyundai	18
Toyota	15
Kia	14
Ford	14
Chevrolet	9
Nissan	7
Honda	7
GM	5
Buick	4
Volkswagen	3

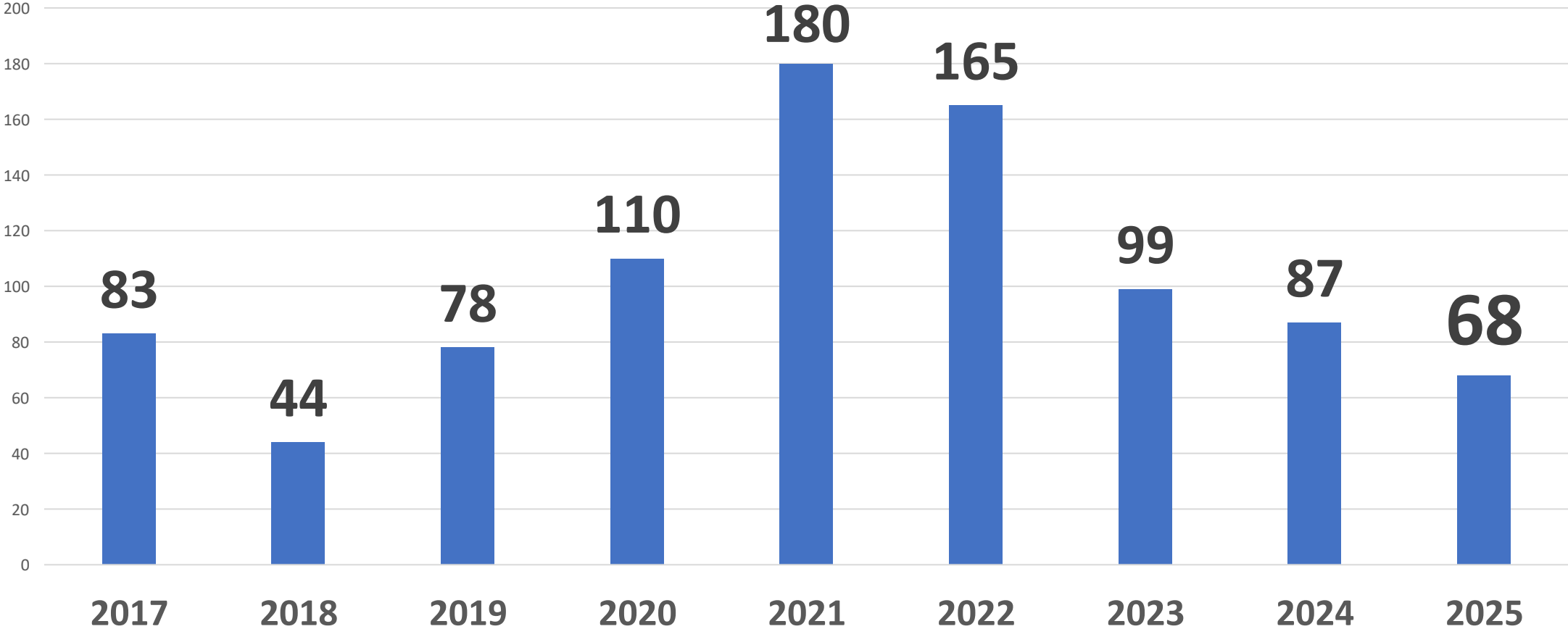
## VEHICLE THEFTS BY MONTH



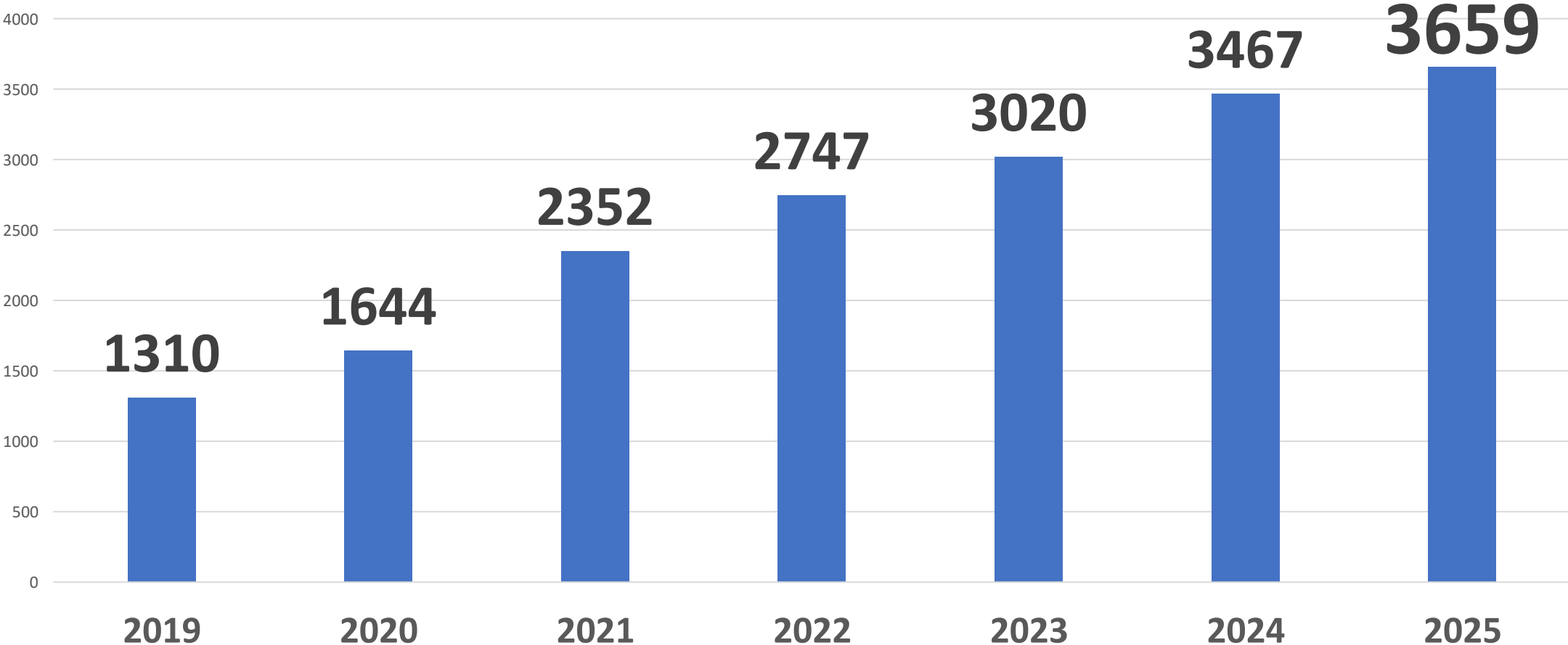
**NOTE:** Significant decrease in Hyundai/Kia thefts - *Down 72% from 2024*



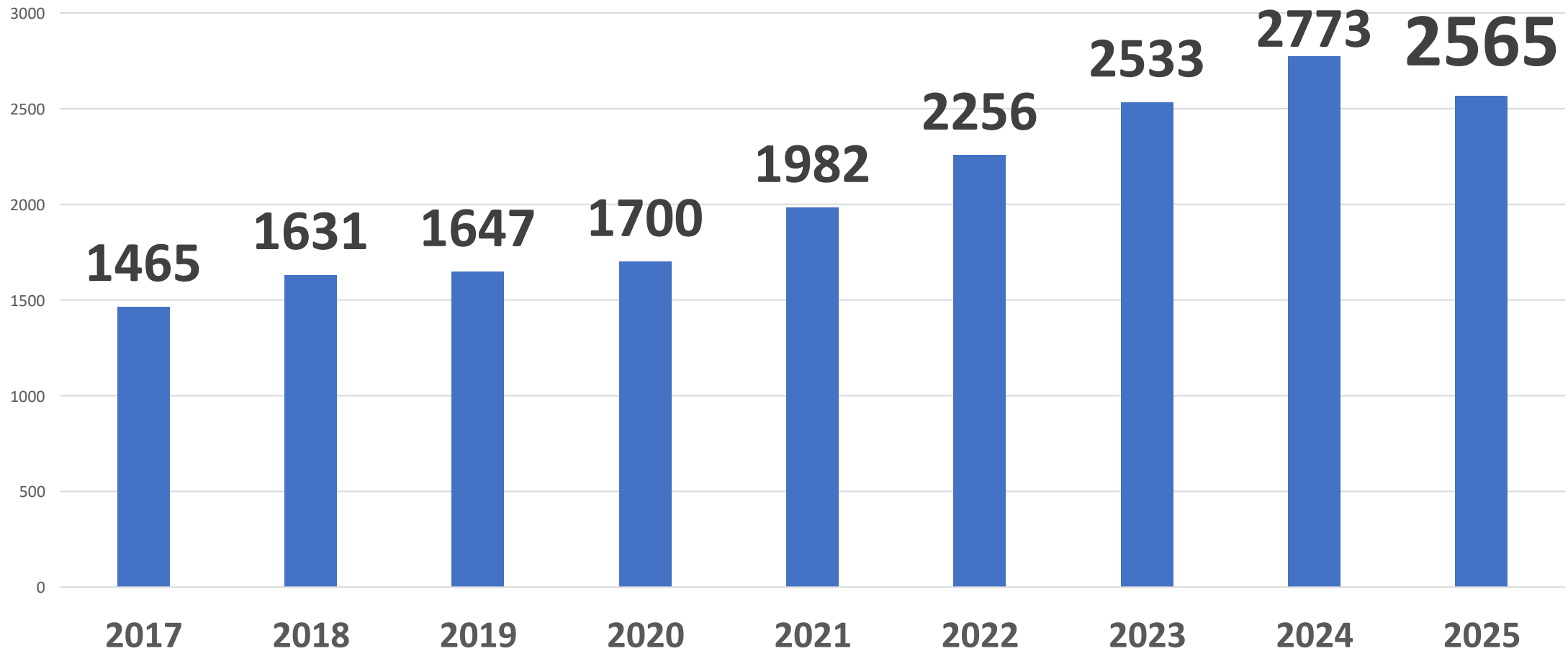
# Shots Heard Calls by Year: 2017 - 2025



# Calls to Group Homes by Year: 2019 - 2025



# Mental Problem & Welfare Check Calls by Year: 2017 - 2025



# Expanded Response Team - Calls for Service in 2025

Total calls handled as the primary responder: 492

- Hennepin County – 262 calls
- Canopy Roots – 230 calls

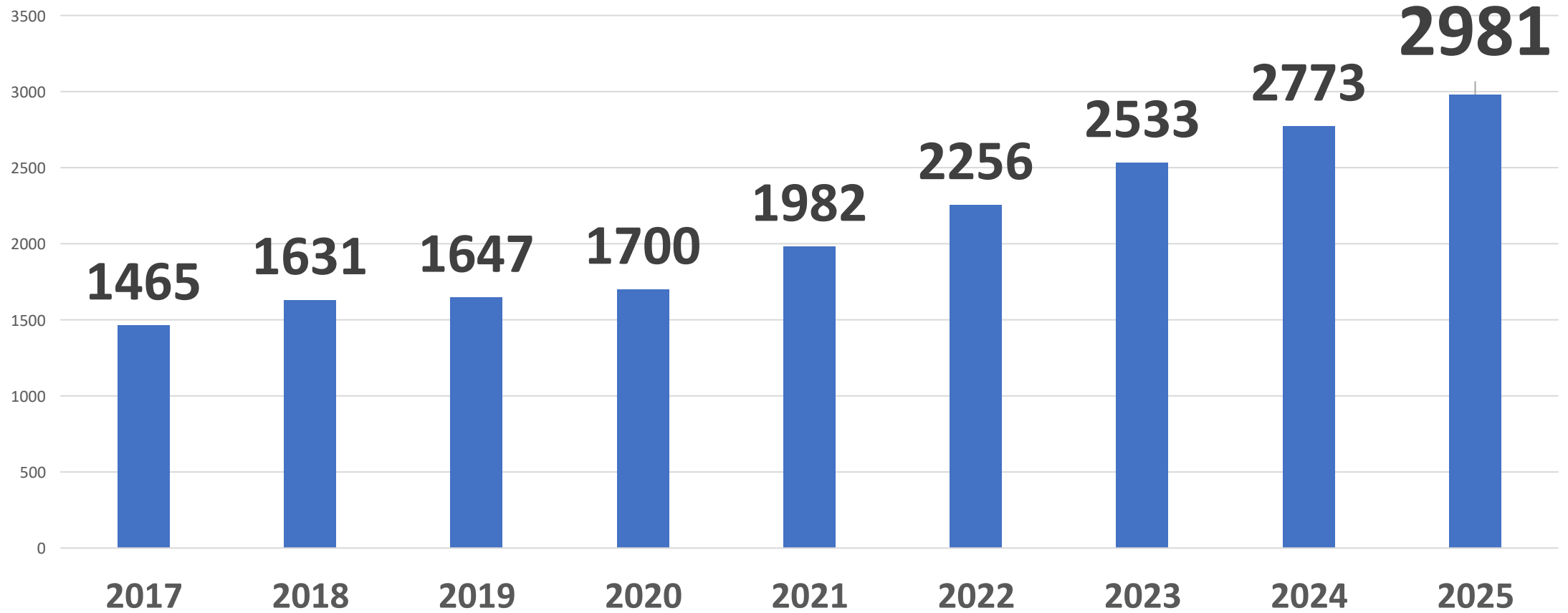
Call types responded to:

- |                  |     |       |
|------------------|-----|-------|
| • Welfare Check  | 251 | > 416 |
| • Mental Problem | 165 |       |
| • Other types    | 76  |       |

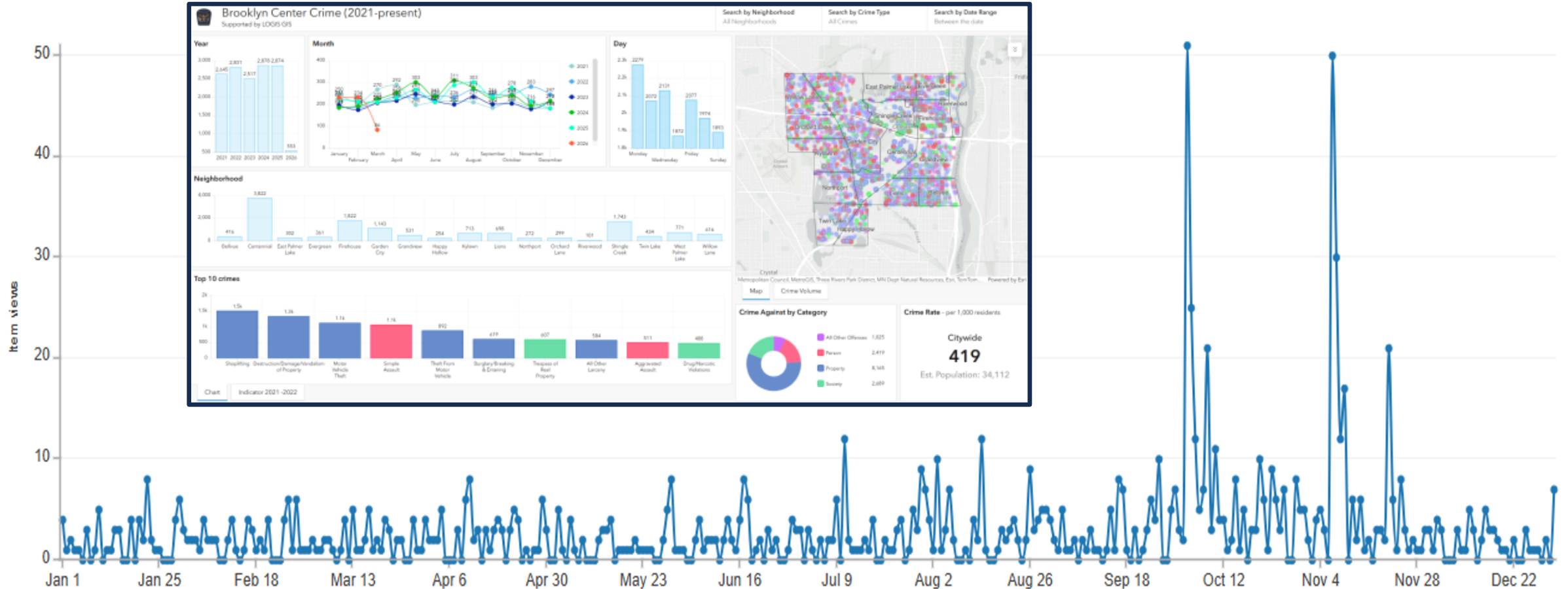
Note: Only includes calls where ERT is listed as the primary unit



# Mental Problem & Welfare Check Calls by Year: 2017 - 2025



# Crime Statistics Dashboard



# Technology Supporting Public Safety

## Mobile Camera Trailer Deployments

- 58 total deployments (between the two trailers)
- Multi-day deployments average *11–17 days per placement*
- Functioning as a force multiplier for patrol operations and investigations
  - Deployed citywide based on crime trends and community concerns
  - Used for both short-term response and long-term stabilization
  - Supported investigations, directed patrols, and nuisance locations
  - Provided visible deterrence and video evidence without permanent infrastructure



# Technology Supporting Public Safety

## Unmanned Aircraft System (UAS - aka Drones)

- Nov 2024 - The city purchased three small / indoor UASs for the SWAT team
- Nov 2025 - The city purchased a larger UAS more suited for outdoor use
- In 2025, we had two operational (non-training) flights:
  - Creek flooding evaluation for Public Works
  - Searched for suicidal person
- So far in 2026, we have had six operational (non-training) flights:
  - Searched for driver who fled from vehicle after crashing
  - Searched for driver who fled from vehicle after crashing into house
  - Searched inside of a commercial building with an open door
  - Assisted BCFD at house fire
  - Assisted SWAT team on search warrant (outside and inside)
  - Searched for a firearm / evidence on roof top



# Technology Supporting Public Safety

## Automated License Plate Readers (ALPR) in 2025:

- Responsible for recovering 23 stolen vehicles
- Led to 19 arrests for stolen vehicles
- Contributed to approximately 145 criminal investigations, helping to both
  - Identify, and
  - locate suspects and suspects' vehicles

NOTE: Both within Brooklyn Center and within other jurisdictions with ALPRs.



# Flock ALPR data

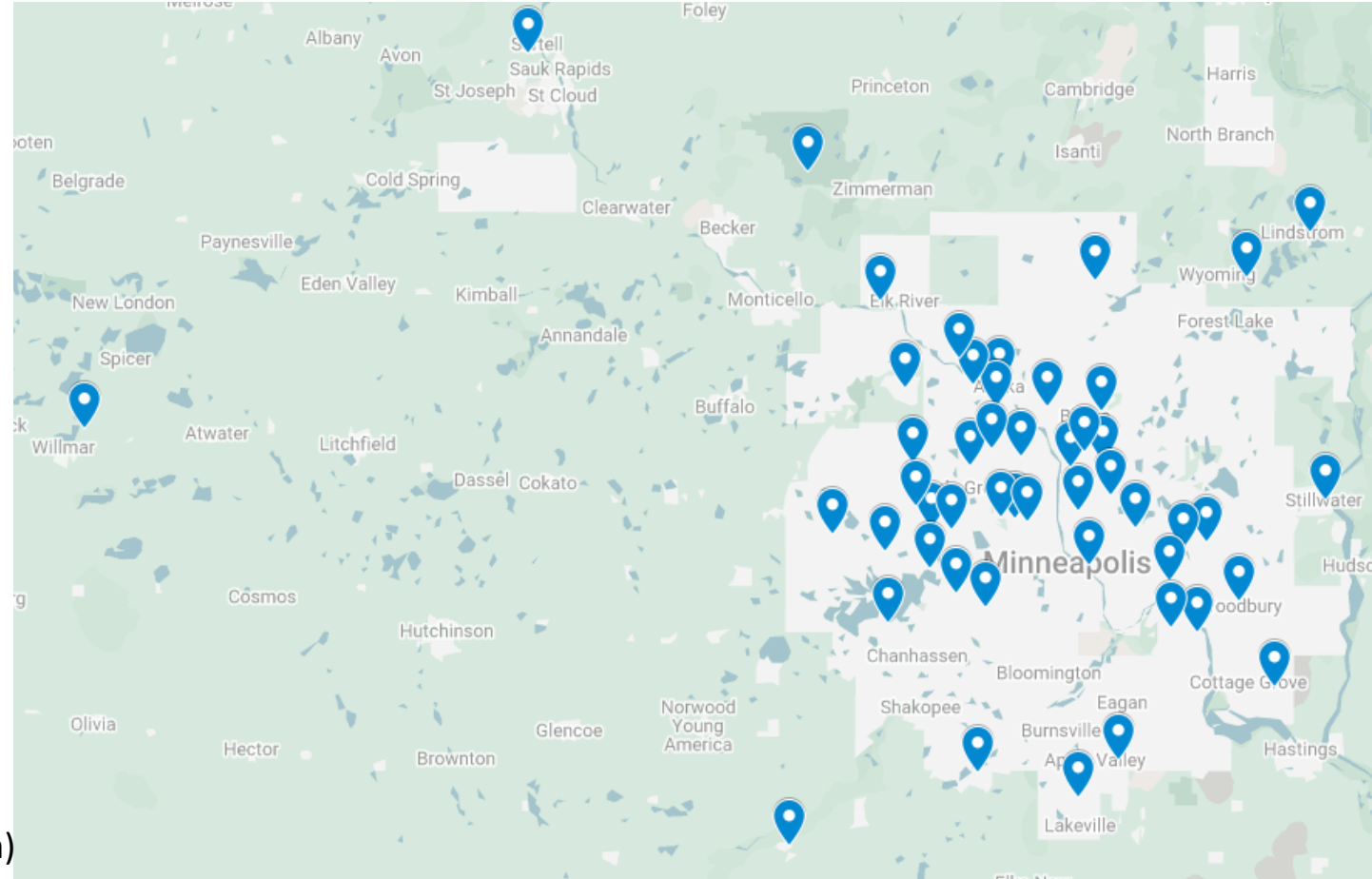
Data is owned by BCPD, retained 30 days, and is never sold to 3<sup>rd</sup> parties.

Data shared with 50 organizations:

- 48 MN agencies
- 1 inactive MN agency
- 1 Regional Information Sharing System
  - Mid-States Organized Crime Info Center
  - Primarily for de-confliction of investigations

Prohibited Uses:

- Immigration enforcement
- Traffic enforcement
- Harassment or intimidation
- Usage based solely on a protected class (i.e. race, sex, religion)
- Personal use



# Community Engagement & Partnerships

Approximately 150 community engagement events in 2025

Focused, ongoing engagement across key people and locations

- Led by JCPP Liaison, Crime Prevention Specialist, and Community Services division
- Engagement focused on individuals and locations driving repeat calls
- Ongoing coordination with residents, businesses, and service providers
- Problem-solving at apartments, hotels, and community locations
- Community events, safety education, and outreach
- Every contact matters – all staff engaging the community daily



# Also during 2025...

- Approximately 4,280 training hours for staff
- Proactive details:
  - 709 hours during 7 weeks of focused / data driven details
  - 10 illegally possessed firearms taken off Brooklyn Center streets
  - 71 subjects arrested
  - 239 citations issued



# Additional Operational Highlights

- Reports processed: **5,147**
  - *83 online reports from citizens*
  - *5,064 reports from staff*
- Dictated reports, supps & statements: **7,829 audio files**
- Total evidence/property held: **42,232 items**
  - Incoming Evidence/Property: **4,275 items**
  - Outgoing Evidence/Property: **2,963 items**  
*(2,453 destroyed/auctioned, 510 returned to owner)*
- Telephone calls PD's main telephone received: **over 7,000 phone calls**
- Data/Report/BWC/Squad video requests: **2,210**
- Officer subpoenas processed: **1,045**
- Gun Purchase Permits processed: **187**  
*(176 approved, 11 denied; 110 new, 77 renewals)*





**Thank You**

**Questions?**



# Crimes Against Person, Society & Property

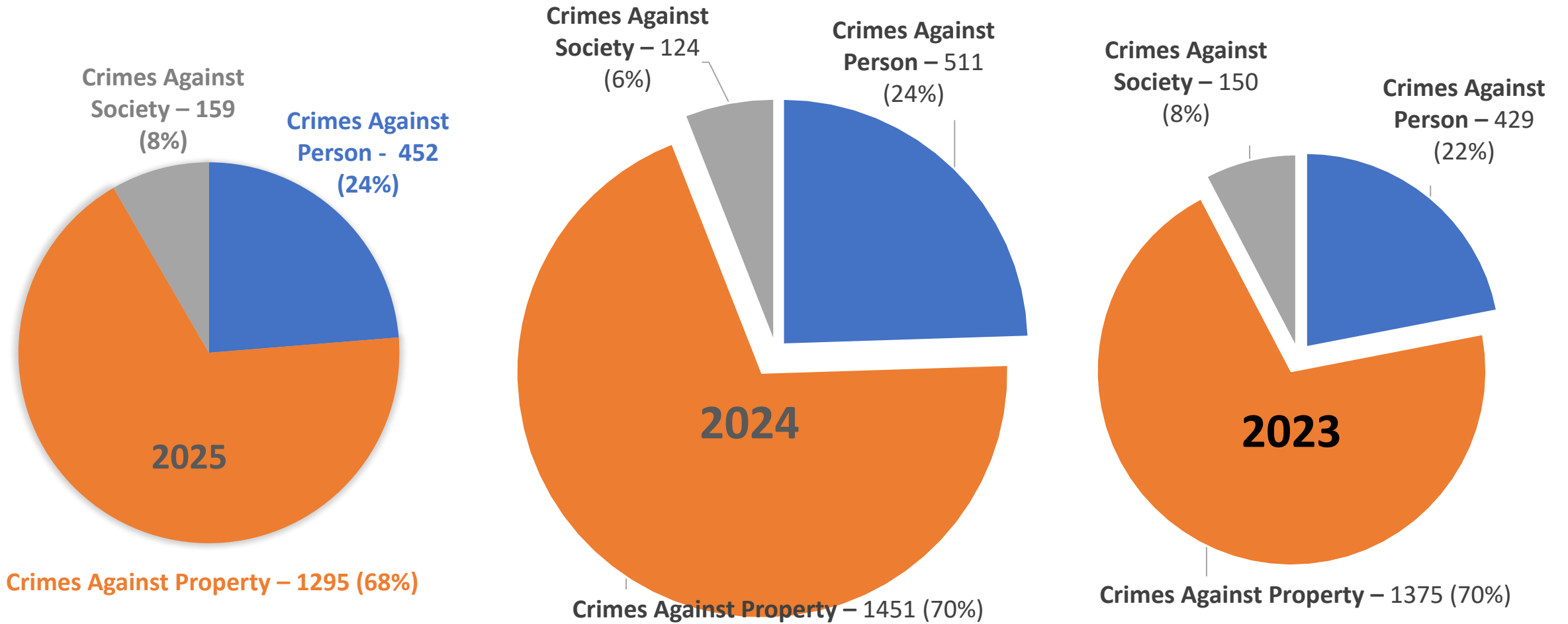
P E R S O N	Offense Category	Offense Type
	<b>Assault Offenses</b>	Aggravated Assault Simple Assault Intimidation
	<b>Homicide Offenses</b>	Murder and Non-negligent Manslaughter Negligent Manslaughter
	<b>Human Trafficking</b>	Human Trafficking, Commercial Sex Acts Human Trafficking, Involuntary Servitude
	<b>Kidnapping/Abduction</b>	Kidnapping/Abduction
	<b>Sex Offense, Forcible</b>	Forcible Rape Forcible Sodomy Sexual Assault with an Object Forcible Fondling
	<b>Sex Offense, Non-forcible</b>	Incest Statutory Rape

S O C I E T Y	Offense Category	Offense Type
	<b>Animal Cruelty</b>	Animal Cruelty
	<b>Drug/Narcotic Offenses</b>	Drug/Narcotic Violations Drug Equipment Violations
	<b>Gambling Offenses</b>	Betting/Wagering Operating/Promoting/Assisting Gambling Gambling Equipment Violations Sports Tampering
	<b>Pornography/Obscene Material</b>	Pornography/Obscene Material
	<b>Prostitution Offenses</b>	Prostitution Assisting or Promoting Prostitution Purchasing Prostitution
	<b>Weapons Law Violations</b>	Weapons Law Violations

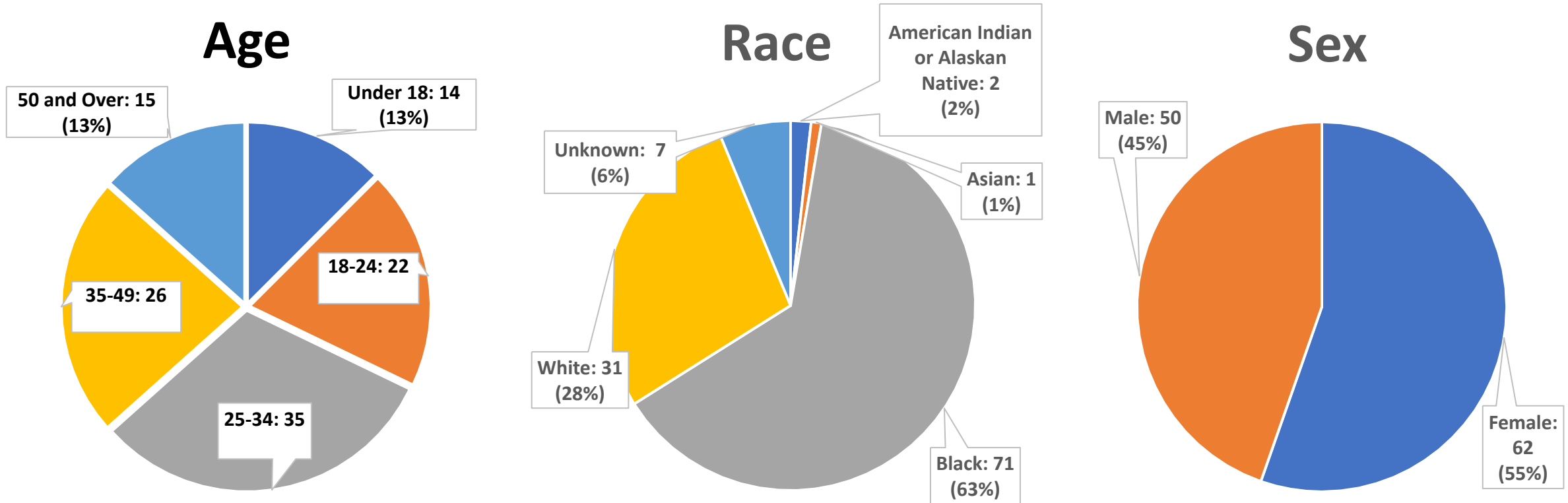
P R O P E R T Y	Offense Category	Offense Type
	<b>Arson</b>	Arson
	<b>Bribery</b>	Bribery
	<b>Burglary</b>	Burglary
	<b>Counterfeiting/Forgery</b>	Counterfeiting/Forgery
	<b>Embezzlement</b>	Embezzlement
	<b>Extortion/Blackmail</b>	Extortion/Blackmail
	<b>Fraud Offenses</b>	False Pretenses/Swindle/Confidence Game Credit Card/ATM Fraud Impersonation Welfare Fraud Wire Fraud Identity Theft Hacking/Computer Invasion
	<b>Larceny Offenses</b>	Pocket picking Purse snatching Shoplifting Theft from Building Theft from Coin-Op Machine or Device Theft from Motor Vehicle Theft of Motor Vehicle Parts or Accessories All Other Larceny
	<b>Motor Vehicle Theft</b>	Motor Vehicle Theft
	<b>Robbery</b>	Robbery
	<b>Stolen Property</b>	Stolen Property <sup>27</sup>
	<b>Vandalism</b>	Vandalism



# Crimes Against Person, Society & Property



# Violent Crime Victim Demographics – 2025

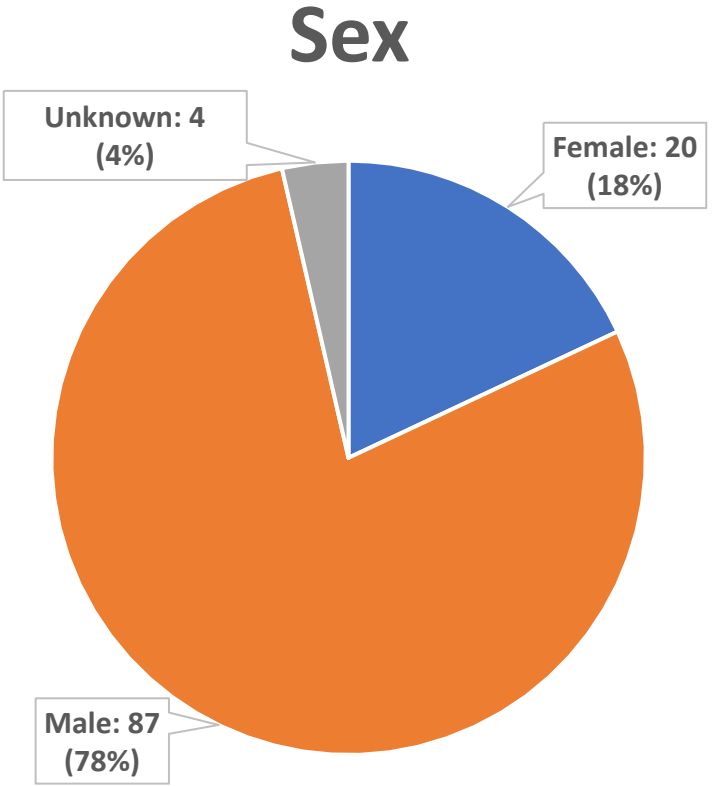
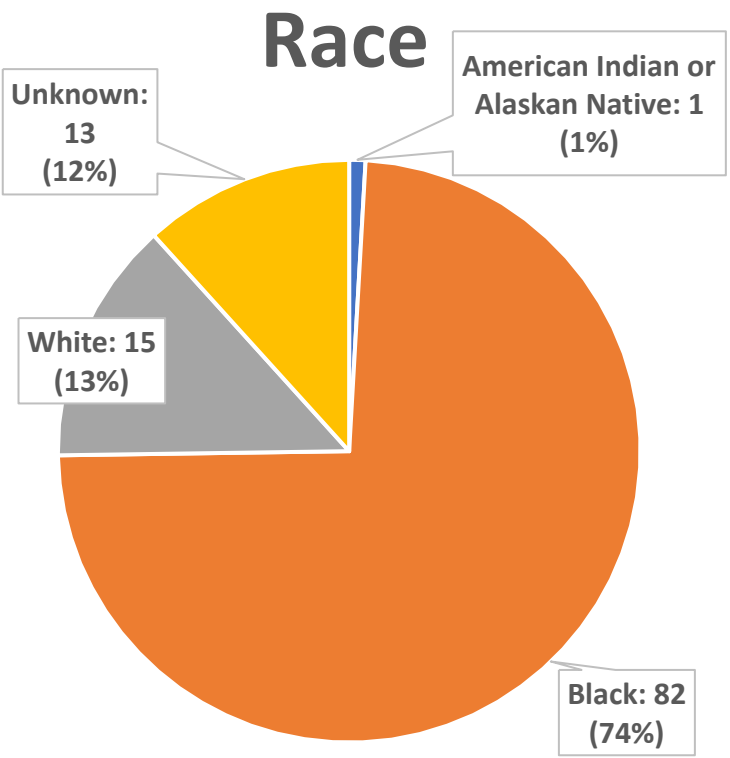
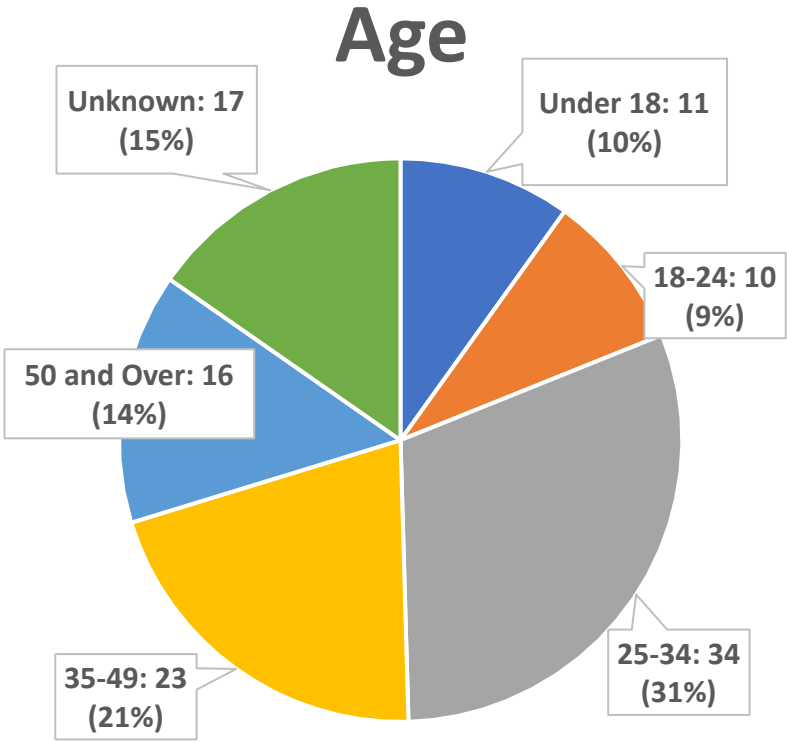


\*Source [Minnesota Crime Data Explorer](#)

\*\*Data in the Minnesota Crime Data Explorer may look different from federal or local crime data reports. This is because different agencies may publish the data at different times, the data may be updated at different times, or the methodology used to pull data from other systems may differ slightly.



# Violent Crime Arrest Demographics – 2025



\*Source [Minnesota Crime Data Explorer](#)

\*\*Data in the Minnesota Crime Data Explorer may look different from federal or local crime data reports. This is because different agencies may publish the data at different times, the data may be updated at different times, or the methodology used to pull data from other systems may differ slightly.



# Top 5 Apartment Complexes – Calls for Service

Apartment Name	Address	# of CFS in 2025	% Change from 2024	CFS per unit
Sonder	5801 and 5803 Xerxes Av N	874	31.6%	3.2
The Crest	6221 Shingle Creek Pkwy	475	-15.0%	2.8
Twin Lake North	4500-4590 58th Av N	442	-16.5%	1.6
Carrington	1302-1308 69 <sup>th</sup> Av N, 6910-6920 Humboldt Av N	333	-4.3%	2.6
Ryan Apartments	3401-3713 47 <sup>th</sup> Av N	268	152.8%	3.2

Note: Average CFS/Unit was 1.7 for all apartment complexes



# BC Hotels – Total Calls for Service

Hotel	2025	2024	% Change
Super 8 - 6445 James	869	676	22.2%
Travelodge- 6415 James	610	300	50.8%
Motel 6 - 2741 Freeway	301	260	13.6%
Suburban Studios - 2701 Freeway	270	178	34.1%
Baymont - 2050 Freeway	226	165	27.0%
Quality Inn - 1600 James	203	251	-23.6%
Comfort Inn- 2200 Freeway	172	50	70.9%
Country Inn & Suites - 2550 Freeway	115	112	2.6%
Embassy Suites - 6300 EBD	108	170	-57.4%
Fairfield Inn – 6250 EBD	37	47	-27.0%
<b>Total</b>	<b>2911</b>	<b>2209</b>	<b>24.1%</b>



# Expanded Response Team - Calls for Service in 2025

- Hennepin County – 262 calls
- Canopy Roots – 230 calls

Note: Only includes calls where ERT is listed as the primary unit

